BOBA

In BOBA, you work at a boba (or bubble tea) shop. Orders are continually coming in, and it's your job to fulfill the orders.

SETUP

STEP 1:
Lay the 12 Puzzle Tiles in a 3x4 grid.
This grid is called the Puzzle.



(At the beginning of the game, the six central circles each contain a mixture of green tea and black tea.)

STEP 2:
Shuffle the Order Cards and place them in a pile near the Puzzle.

STEP 3:
Reveal the first three cards. These are the active orders.

STEP 4:
Place the tokens in a pile nearby. Place one token above the second order and two tokens above the third order.

PUZZLE OVERVIEW

Each Puzzle Tile has 4 nodes- one at each corner.

Each node has three variables:

1: Tea Type
(outermost ring)

Black Tea

or

Green Tea

2: Sweetness
(middle ring)

Sugar (white)

or

No Sugar (tea color)

3: Toppings
(innermost circle)

No Topping
(tea color)

Boba (Black)
Fruit Jelly (Yellow)
Red Beans (Red)



During the game, you will fulfill orders by moving the Puzzle Tiles so that the circles formed at the intersections of the Tiles meet the requirements on the Order Cards.



FULFILLING ORDERS

Each order has three requirements:

1. Tea Type

The circle must be completely Green Tea or completely Black Tea.
No order will ever mix Tea Types.



Green Tea

Black Tea

2. Sweetness

Full Sweet requires
Sugar in every section



Unsweet requires no
Sugar in any section

Semi-Sweet requires
1, 2, or 3 Sugars.

3. Toppings

You must have at least two of the required topping(s).
You may not include toppings that are not included on the order.



Topping:
Boba

Topping:
Boba and Red Beans

Actions

There are three actions you can take to manipulate the Puzzle.

1. Swap

Swap two cards, maintaining their orientation.

2. Rotate

Rotate any one tile any number of times.

3. Shift

Move a tile (or tiles) from one end of the puzzle to the other and shift the rest of the tiles in the column or row to fill the space.

GAMEPLAY AND SCORING

After setting up the game, begin trying to make the first order. Try to make it in as few moves as possible.

Each time you attempt to complete an order, you may take one action for free. After the first, take one token for each action you take.

Whenever you complete an order:

1. Collect that Order Card
2. Slide the other Order Cards down (2nd becomes 1st, 3rd becomes 2nd, a new card becomes 3rd)
3. If the order you fulfilled was not the first order, take the gems above that order, then replace them with gems from the pile.

After completing all orders in the deck:

1. Add up the points on your order cards (they are found in the stars at the bottom of the card).
2. Subtract the number of gems you collected. This wil give you your final score!



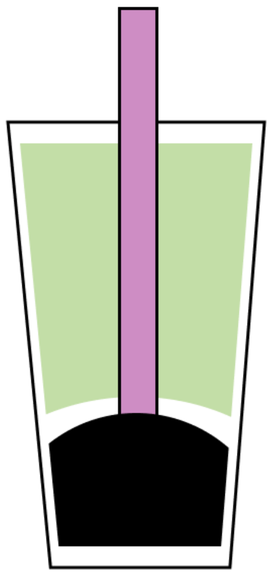

- Green Tea
- Semi-Sweet
- Boba

3

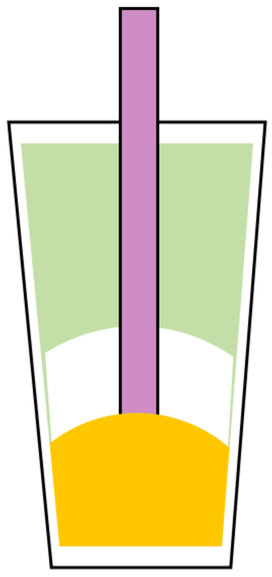

- Green Tea
- Full Sweet
- Fruit Jelly

5

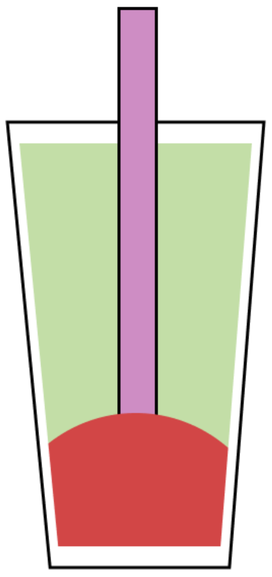

- Green Tea
- Unsweet
- Red Beans

5

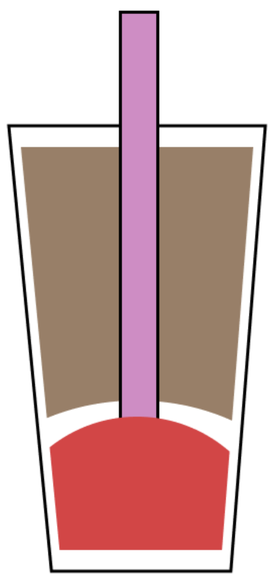

- Black Tea
- Semi-Sweet
- Red Beans

3

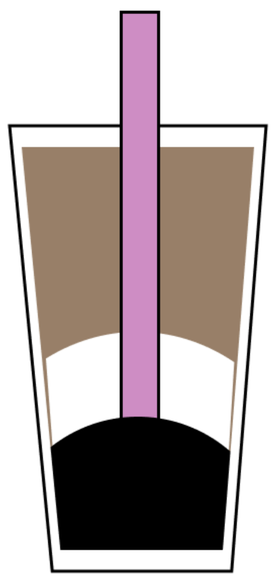

- Black Tea
- Full Sweet
- Boba

5

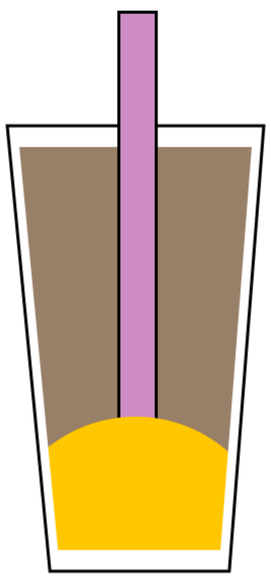

- Black Tea
- Unsweet
- Fruit Jelly

5

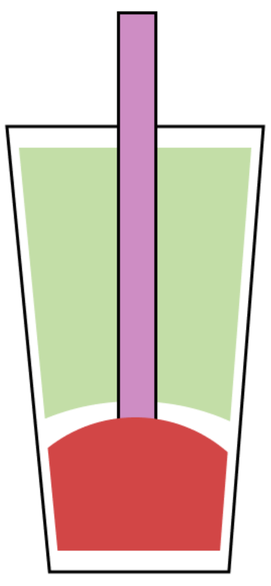

- Green Tea
- Semi-Sweet
- Red Beans

3

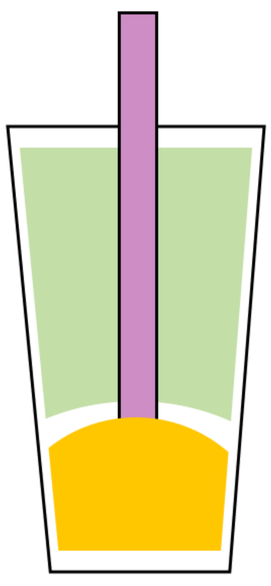

- Green Tea
- Semi-Sweet
- Fruit Jelly

3

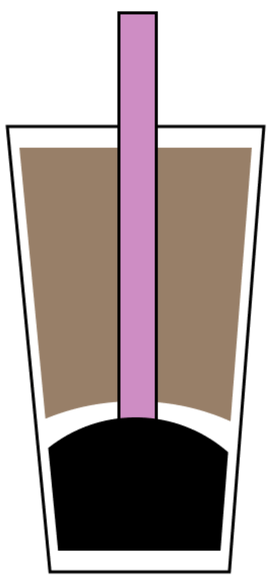

- Black Tea
- Semi-Sweet
- Boba

3

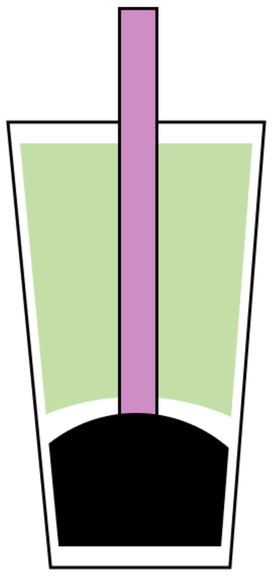

- Green Tea
- Semi-Sweet
- Boba

3

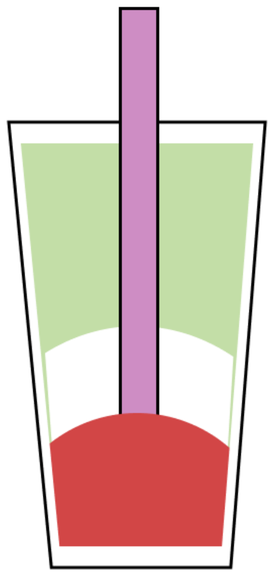

- Green Tea
- Full Sweet
- Red Beans

5

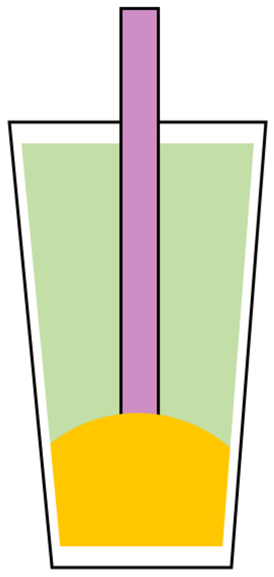

- Green Tea
- Unsweet
- Fruit Jelly

5

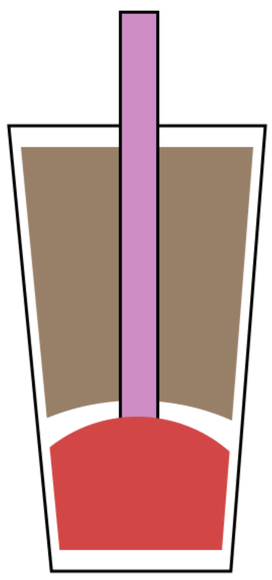

- Black Tea
- Semi-Sweet
- Red Beans

3

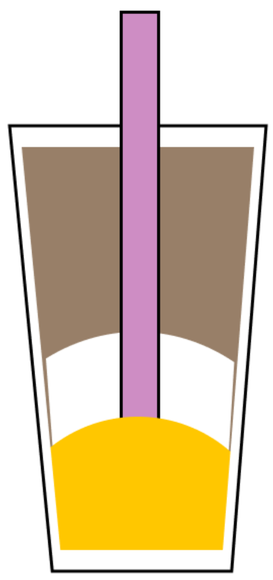

- Black Tea
- Full Sweet
- Fruit Jelly

5

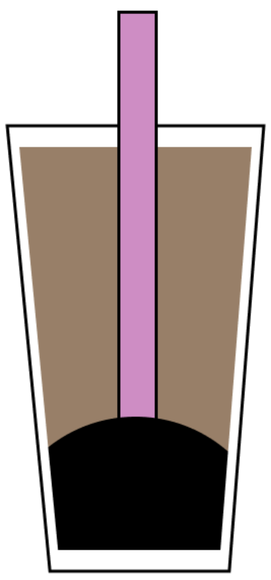

- Black Tea
- Unsweet
- Boba

5

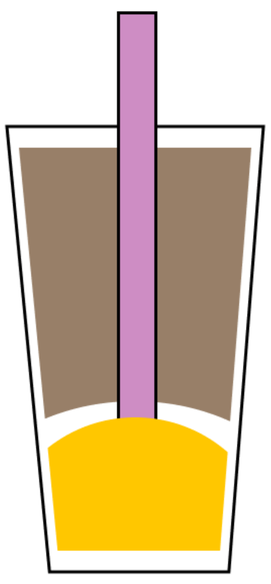

- Black Tea
- Semi-Sweet
- Jelly

3

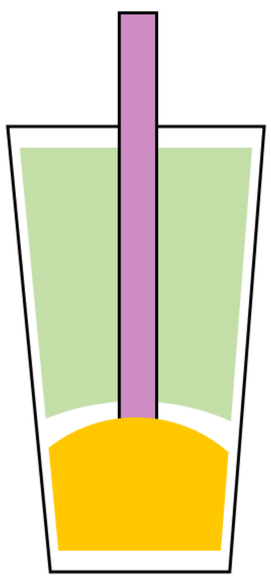

- Green Tea
- Semi-Sweet
- Boba

3

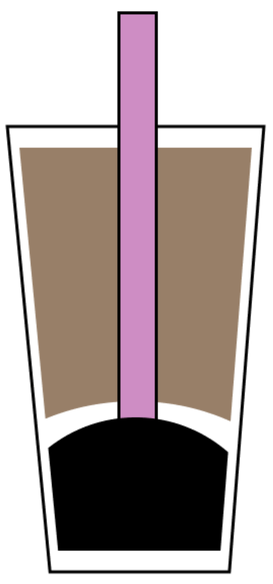

- Black Tea
- Semi-Sweet
- Boba

3

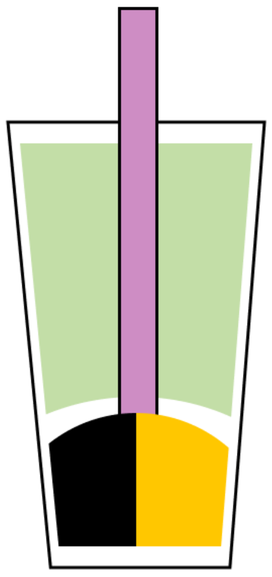

- Green Tea
- Semi-Sweet
- Boba
- Fruit Jelly

4

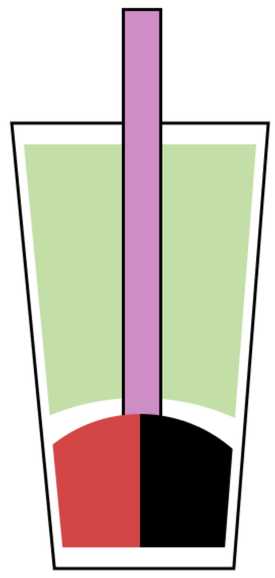

- Green Tea
- Semi-Sweet
- Red Beans
- Boba

4

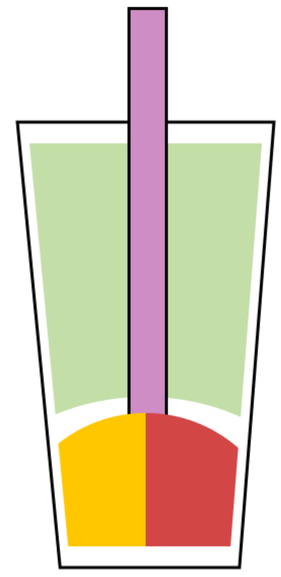

- Green Tea
- Semi-Sweet
- Fruit Jelly
- Red Beans

4

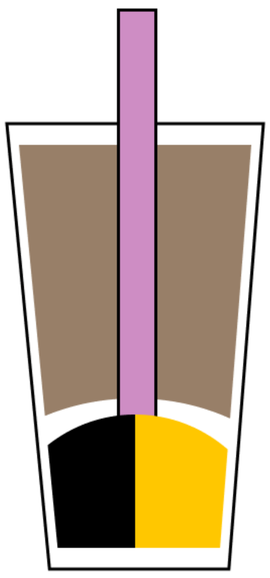

- Black Tea
- Semi-Sweet
- Boba
- Fruit Jelly

4

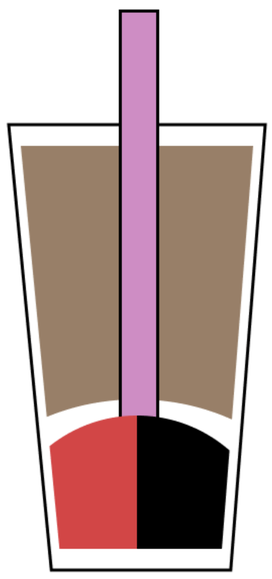

- Black Tea
- Semi-Sweet
- Red Beans
- Boba

4

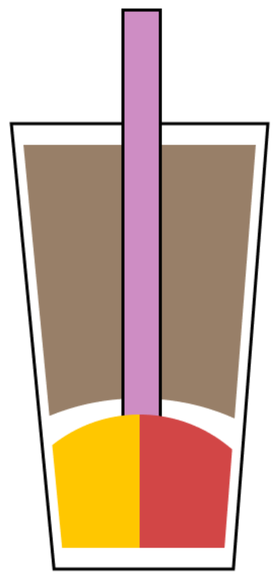

- Green Tea
- Semi-Sweet
- Fruit Jelly
- Red Beans

4